



■ Features :

- Constant current design
- 180~305VAC input only
- High efficiency up to 90%
- Protections: Short circuit / Over voltage / Over temperature
- Cooling by free air convection
- Fully encapsulated with IP67 level (Note.6)
- Fully isolated plastic case
- Class II power unit, no FG
- Suitable for LED lighting and moving sign application (Note.7)
- 100% full load burn-in test
- Low cost, high reliability
- 2 years warranty (Note.4)


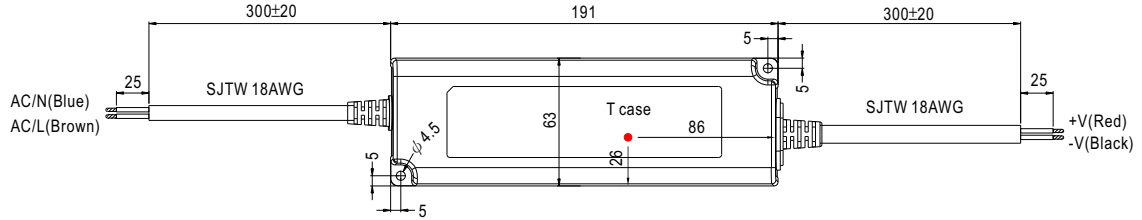
☐ IP67 CE

SPECIFICATION

MODEL		LPC-150-350	LPC-150-500	LPC-150-700	LPC-150-1050	LPC-150-1400	LPC-150-1750	LPC-150-2100	LPC-150-2450	LPC-150-2800	LPC-150-3150	
OUTPUT	RATED CURRENT	350mA	500mA	700mA	1050mA	1400mA	1750mA	2100mA	2450mA	2800mA	3150mA	
	CURRENT ACCURACY	±5.0%										
	CONSTANT CURRENT REGION Note.5	215 ~ 430V	150 ~ 300V	107V ~ 215V	72V ~ 144V	54V ~ 108V	43V ~ 86V	36V ~ 72V	31V ~ 62V	27V ~ 54V	24V ~ 48V	
	RATED POWER	150.5W	150W	150.5W	151.2W	151.2W	150.5W	151.2W	151.9W	151.2W	151.2W	
	RIPPLE CURRENT	±5%										
	RIPPLE & NOISE	2Vp-p	1.5Vp-p	1Vp-p	1Vp-p	1Vp-p	1Vp-p	1Vp-p	1Vp-p	1Vp-p	1Vp-p	1Vp-p
	VOLTAGE TOLERANCE	±2.0%										
	LINE REGULATION	±1%										
	SETUP, RISE TIME	1000ms, 80ms / 230VAC at full load										
HOLD UP TIME (Typ.)	16ms/230VAC at full load											
INPUT	VOLTAGE RANGE Note.2	180 ~ 305VAC		254VDC ~ 431VDC								
	FREQUENCY RANGE	47 ~ 63Hz										
	EFFICIENCY (Typ.)	90%										
	AC CURRENT (Typ.)	1.7 A / 230VAC		1.5A / 277VAC								
	INRUSH CURRENT (Typ.)	COLD START 40A(twidth=750µs measured at 50% Ipeak) at 230VAC										
LEAKAGE CURRENT	<0.25mA / 277VAC											
PROTECTION	SHORT CIRCUIT	Hiccup mode, recovers automatically after fault condition is removed										
	OVER VOLTAGE	440 ~ 470V	330 ~ 365V	235 ~ 265V	158 ~ 188V	115 ~ 135V	96 ~ 115V	80 ~ 97V	69 ~ 80V	63 ~ 75V	55 ~ 65V	
		Protection type : Shut down and latch off o/p voltage re-power on to recovery										
	OVER TEMPERATURE	Shut down o/p voltage, recovers automatically after temperature goes down										
ENVIRONMENT	WORKING TEMP.	-25 ~ +50°C (Refer to "Derating Curve")										
	WORKING HUMIDITY	10 ~ 95% RH non-condensing										
	STORAGE TEMP., HUMIDITY	-40 ~ +70°C, 10 ~ 95% RH										
	TEMP. COEFFICIENT	±0.03%/°C (0 ~ 50°C)										
	VIBRATION	10 ~ 500Hz, 2G 10min./1cycle, period for 60min. each along X, Y, Z axes										
SAFETY & EMC	SAFETY STANDARDS	IP67 approved; refer to EN60950-1										
	WITHSTAND VOLTAGE	I/P-O/P:3KVAC										
	ISOLATION RESISTANCE	I/P-O/P:100M Ohms / 500VDC / 25°C/ 70% RH										
	EMC EMISSION	Compliance to EN55022(CISPR22) Class B; EN61000-3-2 Class A(≤80% load); EN61000-3-3										
	EMC IMMUNITY	Compliance to EN61000-4-2,3,4,5,6,8,11, EN55024, light industry level , criteria A										
OTHERS	MTBF	479K hrs min. MIL-HDBK-217F (25°C)										
	DIMENSION	191*63*37.5mm (L*W*H)										
	PACKING	0.74Kg; 20pcs/15.8Kg/0.95CUFT										
NOTE	<ol style="list-style-type: none"> <li>1. All parameters NOT specially mentioned are measured at 230VAC input, rated load and 25°C of ambient temperature.</li> <li>2. Derating may be needed under low input voltages. Please check the static characteristics for more details.</li> <li>3. The power supply is considered as a component that will be operated in combination with final equipment. Since EMC performance will be affected by the complete installation, the final equipment manufacturers must re-qualify EMC Directive on the complete installation again.</li> <li>4. Refer to warranty statement.</li> <li>5. Constant current operation region is within 50% ~100% rated output voltage. This is the suitable operation region for LED related applications, but please reconfirm special electrical requirements for some specific system design.</li> <li>6. Suitable for indoor use or outdoor use without direct sunlight exposure, please avoid immerse in the water over 30minutes.</li> <li>7. The unit might not be suitable for lighting applications in EU countries. Please check with your local authorities for the possible use of the unit.</li> </ol>											

■ Mechanical Specification

Case No. LPC-150 Unit:mm

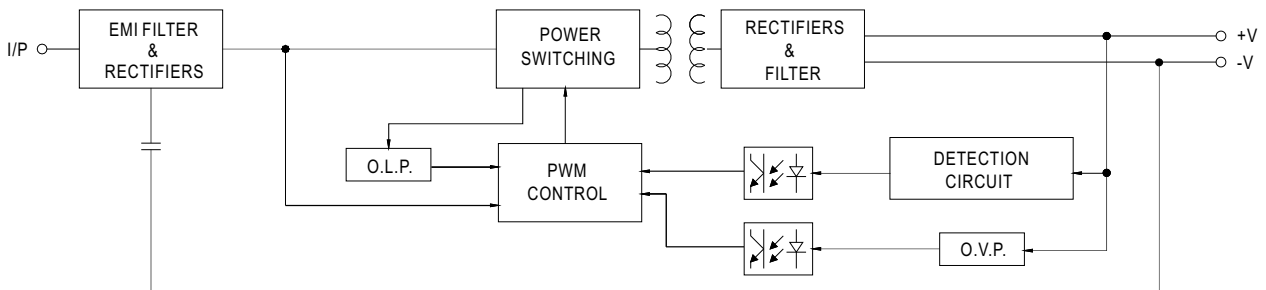


■ Recommend Mounting Direction

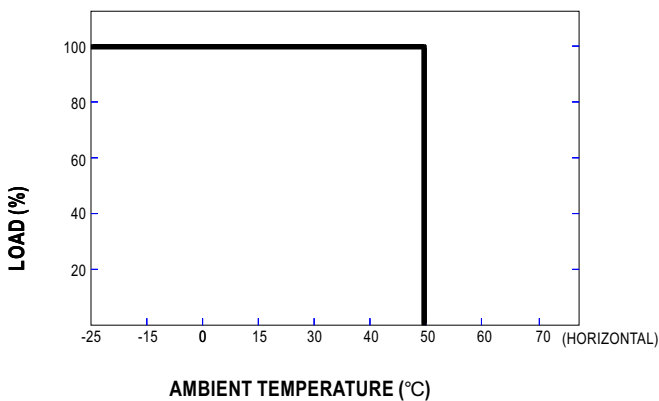


■ Block Diagram

PWM fosc : 67KHz



■ Derating Curve



■ Static Characteristics

