



■ Features :

- Constant current design
- Wide input range 180~480VAC
- Built-in active PFC function
- High efficiency up to 91%
- Protections: Short circuit / Over voltage / Over temperature
- Cooling by free air convection
- OCP point adjustable through output cable or internal potentiometer
- IP67 / IP65 design for indoor or outdoor installations
- Three in one dimming function (0~10Vdc or 10V PWM signal or resistance)
- Suitable for LED lighting and street lighting applications
- Compliance to worldwide safety regulations for lighting
- Suitable for dry / damp / wet locations
- 5 years warranty (Note.6)



HVGC-100-350[A] A : IP65 rated. Output voltage and constant current level can be adjusted through internal potentiometer.
 B : IP67 rated. Constant current level adjustable through output cable with 0~10Vdc or 10V PWM signal or resistance.
 D (option) : IP67 rated. Timer dimming function, contact MEAN WELL for details.

SPECIFICATION

MODEL		HVGC-100-350 <input type="checkbox"/>	HVGC-100-700 <input type="checkbox"/>
OUTPUT	RATED CURRENT	350mA	700mA
	CURRENT ACCURACY	±5.0%	
	MAX. OUTPUT VOLTAGE	3 ~ 285V	3 ~ 142V
	RATED POWER	99.75W	99.4W
	RIPPLE & NOISE (max.) Note.2	1Vp-p	0.5Vp-p
	CURRENT ADJ. RANGE	Can be adjusted by internal potentiometer or through output cable 210 ~ 350mA 420 ~ 700mA	
	SETUP, RISE TIME	3000ms, 150ms at full load 440VAC / 347VAC ; B type 5000ms, 150ms at 95% load 440VAC / 347VAC	
	HOLD UP TIME (Typ.)	30ms at full load 440VAC / 347VAC	
INPUT	VOLTAGE RANGE Note.3	180 ~ 480VAC 254VDC ~ 679VDC	
	FREQUENCY RANGE	47 ~ 63Hz	
	POWER FACTOR (Typ.)	PF ≥ 0.98/230VAC, PF ≥ 0.98/277VAC, PF ≥ 0.97/347VAC, PF ≥ 0.94/440VAC at full load (Please refer to "Power Factor Characteristic" curve)	
	EFFICIENCY (Typ.)	91%	91%
	AC CURRENT (Typ.)	0.32A / 347VAC 0.26A / 440VAC	
	INRUSH CURRENT (Typ.)	COLD START 50A / 440VAC	
	LEAKAGE CURRENT	<0.75mA / 440VAC	
PROTECTION	SHORT CIRCUIT	Constant current limiting, recovers automatically after fault condition is removed	
	OVER VOLTAGE	300 ~ 320V	150 ~ 160V
	OVER TEMPERATURE	100°C ±10°C (RTH2) Protection type : Shut down o/p voltage, recovers automatically after temperature goes down	
ENVIRONMENT	WORKING TEMP.	-40 ~ +70°C (Refer to "Derating Curve")	
	WORKING HUMIDITY	20 ~ 95% RH non-condensing	
	STORAGE TEMP., HUMIDITY	-40 ~ +80°C, 10 ~ 95% RH	
	TEMP. COEFFICIENT	±0.03%/°C (0 ~ 50°C)	
	VIBRATION	10 ~ 500Hz, 5G 12min./1cycle, period for 72min. each along X, Y, Z axes	
SAFETY & EMC	SAFETY STANDARDS Note.4	UL8750, CSA C22.2 No. 250.0-08, TUV EN61347-1, EN61347-2-13, IP65 or IP67 approved ; design refer to UL60950-1, TUV EN60950-1	
	WITHSTAND VOLTAGE	I/P-O/P:3.75KVAC I/P-FG:1.88KVAC O/P-FG:0.5KVAC	
	ISOLATION RESISTANCE	I/P-O/P, I/P-FG, O/P-FG:100M Ohms / 500VDC / 25°C / 70% RH	
	EMC EMISSION	Compliance to EN55015, EN61000-3-2 Class C (≥50% load) ; EN61000-3-3, FCC part 15 class B	
	EMC IMMUNITY	Compliance to EN61000-4-2,3,4,5,6,8,11, EN61547, light industry level (surge 4KV), criteria A	
OTHERS	MTBF	186.1Khrs min. MIL-HDBK-217F (25°C)	
	DIMENSION	236*68*38.8mm (L*W*H)	
	PACKING	1.18Kg; 12pcs/15.2Kg/0.74CUFT	

NOTE

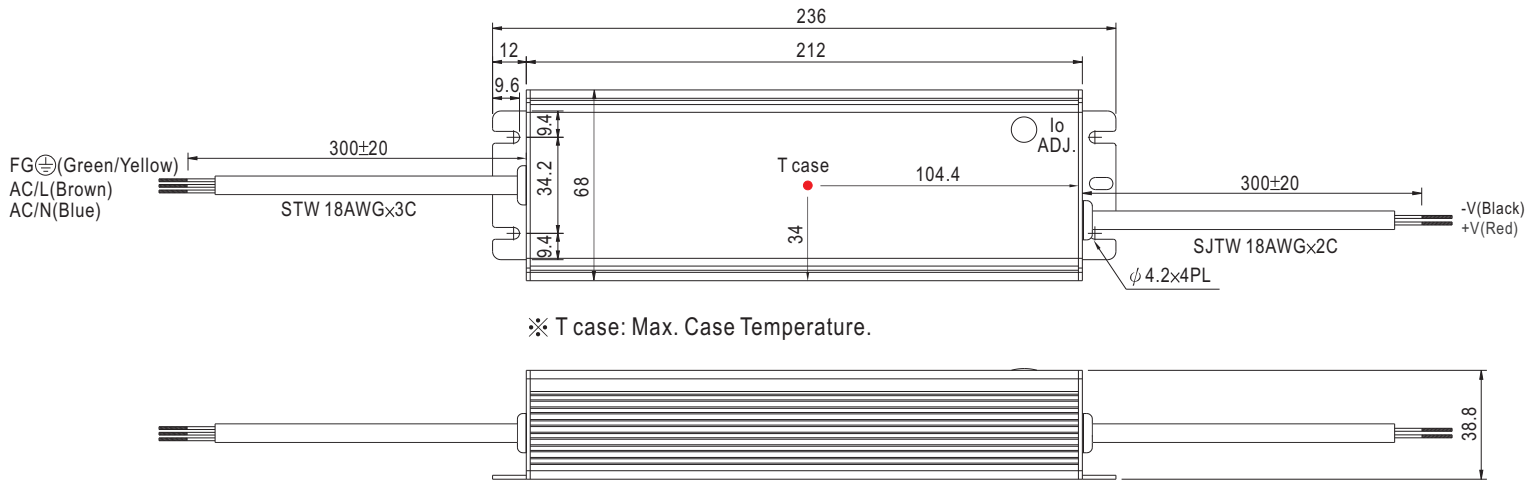
1. All parameters NOT specially mentioned are measured at 347VAC input, rated load and 25°C of ambient temperature.
2. Ripple & noise are measured at 20MHz of bandwidth by using a 12" twisted pair-wire terminated with a 0.1uf & 2.2uf parallel capacitor.
3. Derating may be needed under low input voltages. Please check the static characteristics for more details.
4. Safety and EMC design refer to EN60598-1, CNS15233, GB7000.1.
5. The power supply is considered as a component that will be operated in combination with final equipment. Since EMC performance will be affected by the complete installation, the final equipment manufacturers must re-qualify EMC Directive on the complete installation again.
6. Refer to warranty statement.

Mechanical Specification

Case No.994

Unit:mm

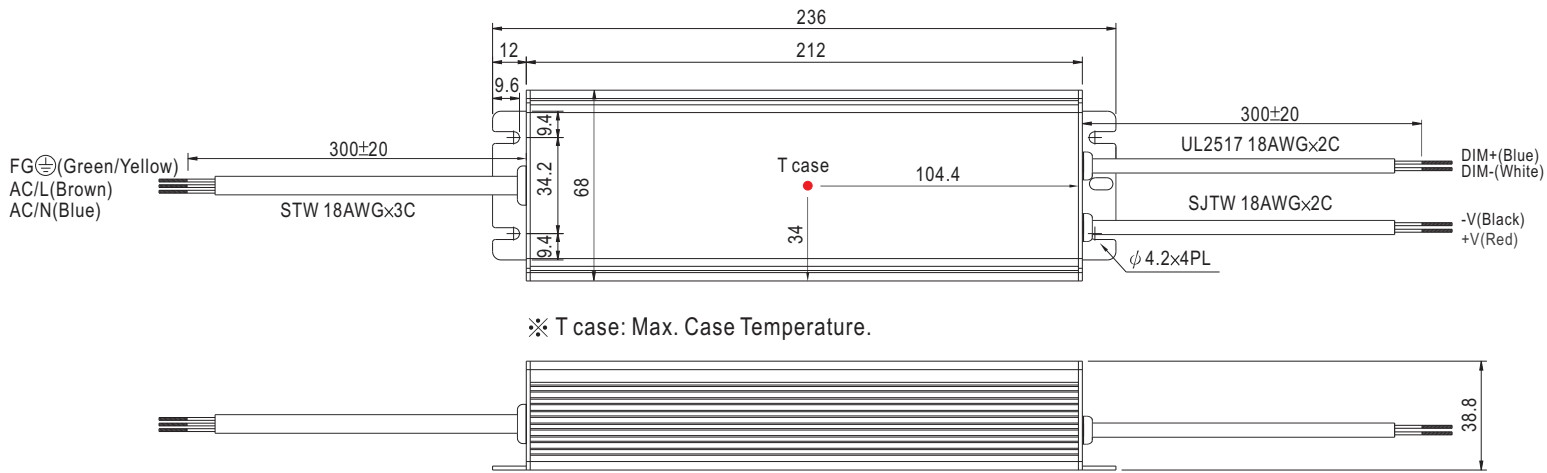
A Type:(HVGC-100- _A)



※ T case: Max. Case Temperature.

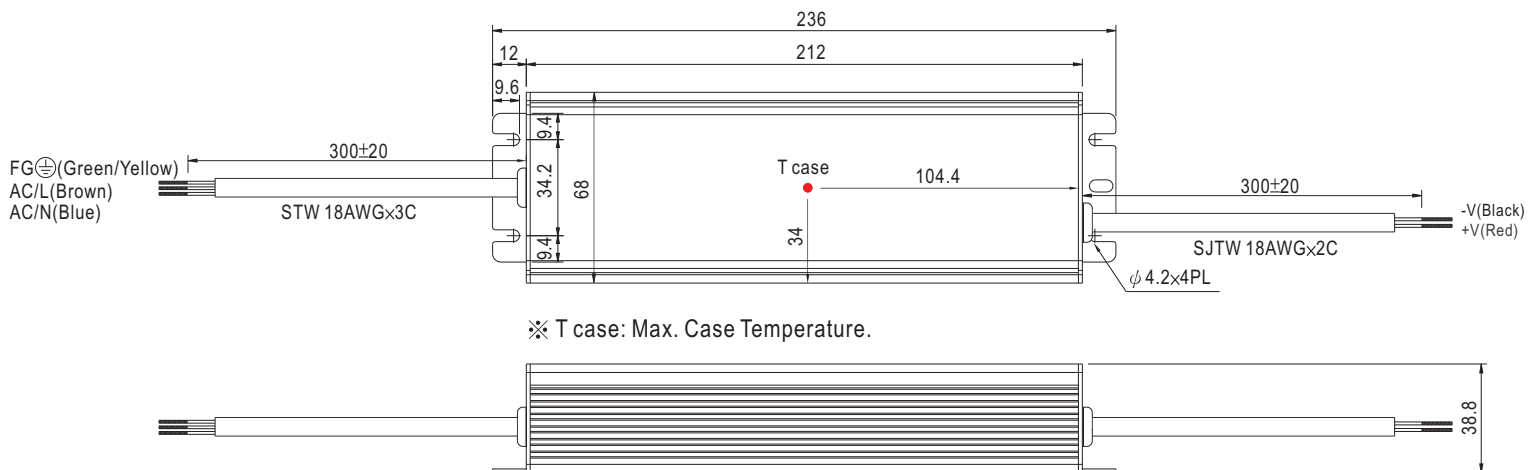
※ IP65 rated. Output voltage and constant current level can be adjusted through internal potentiometer.
(Can access by removing the rubber stopper on the case.)

B Type:(HVGC-100- _B)



※ T case: Max. Case Temperature.

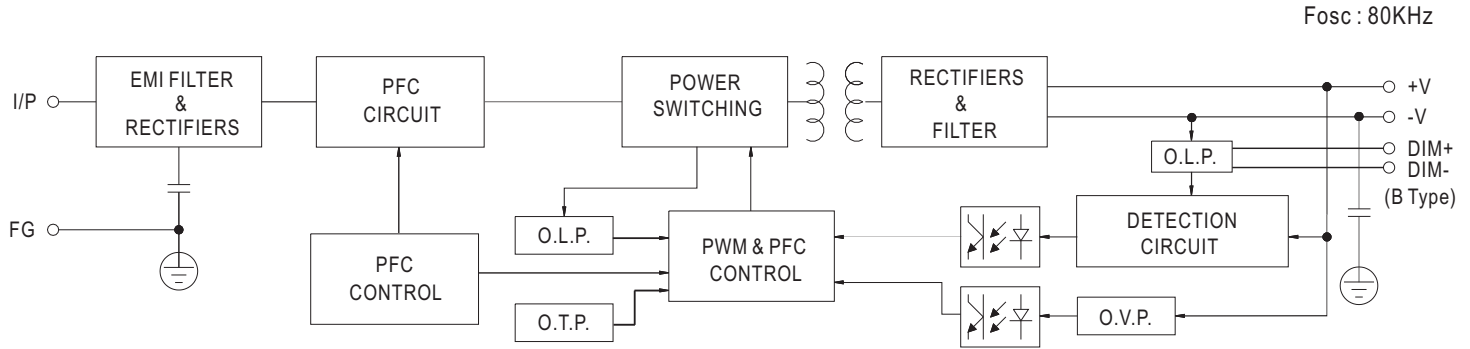
D Type(option):(HVGC-100- _D)



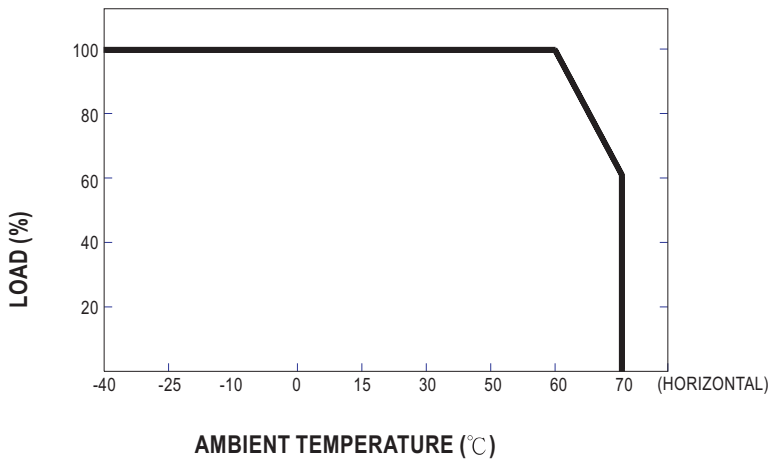
※ T case: Max. Case Temperature.

※ IP67 rated. Timer dimming function, contact MEAN WELL for details.

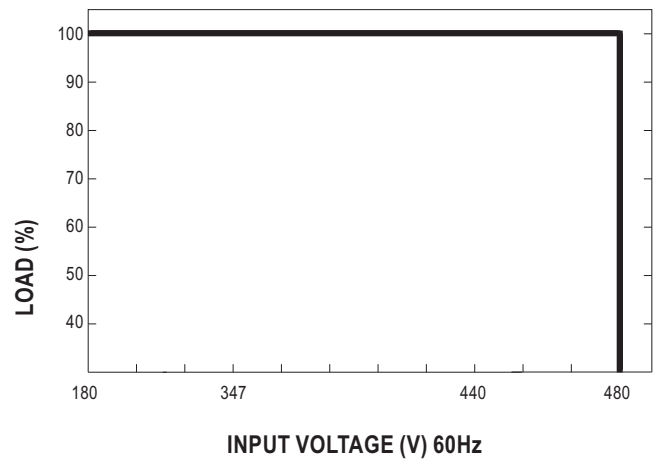
Block Diagram



Derating Curve

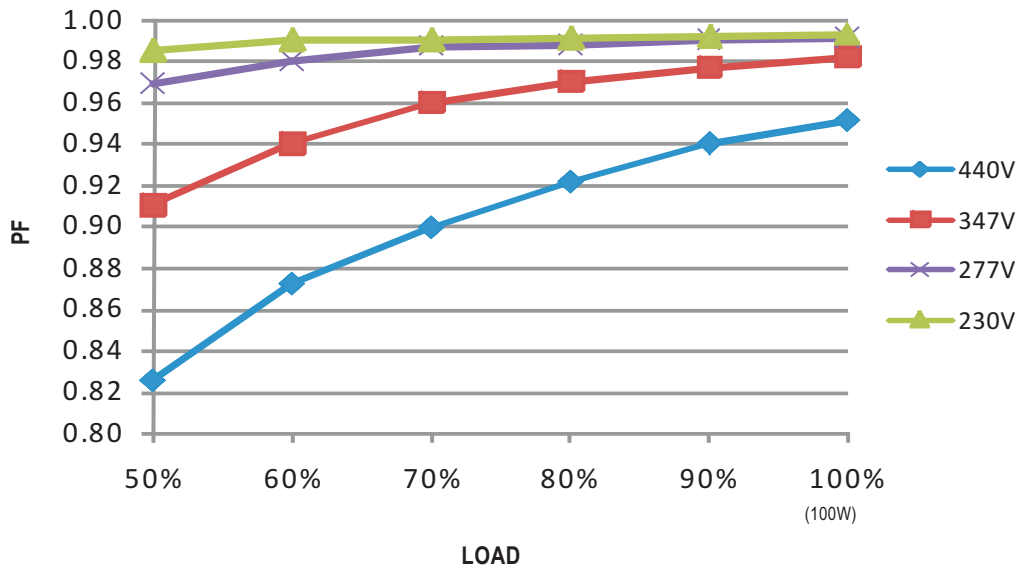


Static Characteristics



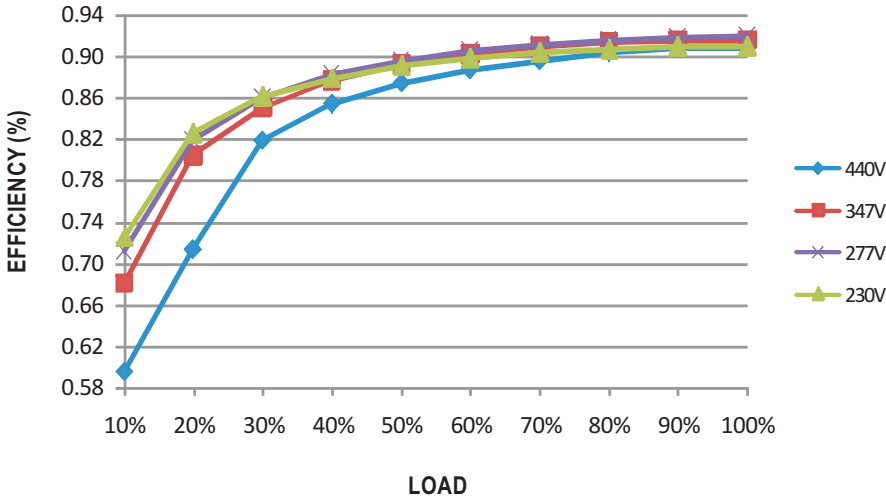
Power Factor Characteristic

Constant Current Mode



EFFICIENCY vs LOAD (HVGC-100-700 Model)

HVGC-100 series possess superior working efficiency that up to 91% can be reached in field applications.

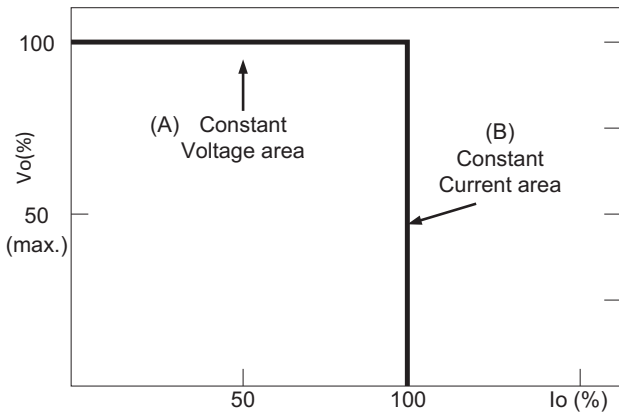


DRIVING METHODS OF LED MODULE

There are two major kinds of LED drive method "direct drive" and "with LED driver".

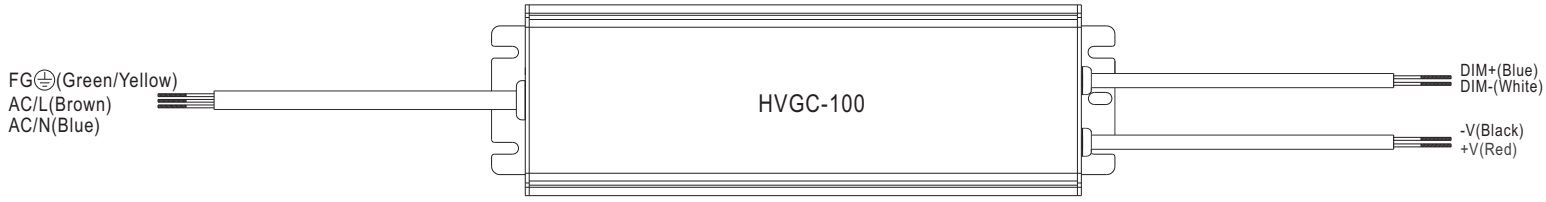
A typical LED power supply may either work in "constant voltage mode (CV) or constant current mode (CC)" to drive the LEDs.

Mean Well's LED power supply with CV+ CC characteristic can be operated at both CV mode (with LED driver, at area (A) and CC mode (direct drive, at area (B)).



Typical LED power supply I-V curve

DIMMING OPERATION



※ Built-in 3 in 1 dimming function, IP67 rated. Output constant current level can be adjusted through output cable by connecting a resistance or 0 ~ 10Vdc or 10V PWM signal between DIM+ and DIM-.

※ Please DO NOT connect "DIM-" to "-V".

※ Reference resistance value for output current adjustment (Typical)

Resistance value	Single driver	10KΩ	20KΩ	30KΩ	40KΩ	50KΩ	60KΩ	70KΩ	80KΩ	90KΩ	100KΩ	OPEN
		Multiple drivers (N=driver quantity for synchronized dimming operation)	10KΩ/N	20KΩ/N	30KΩ/N	40KΩ/N	50KΩ/N	60KΩ/N	70KΩ/N	80KΩ/N	90KΩ/N	100KΩ/N
Percentage of rated current		10%	20%	30%	40%	50%	60%	70%	80%	90%	100%	102%~108%

※ 0 ~ 10V dimming function for output current adjustment (Typical)

Dimming value	0V	1V	2V	3V	4V	5V	6V	7V	8V	9V	10V	OPEN
Percentage of rated current	0%	10%	20%	30%	40%	50%	60%	70%	80%	90%	100%	102%~108%

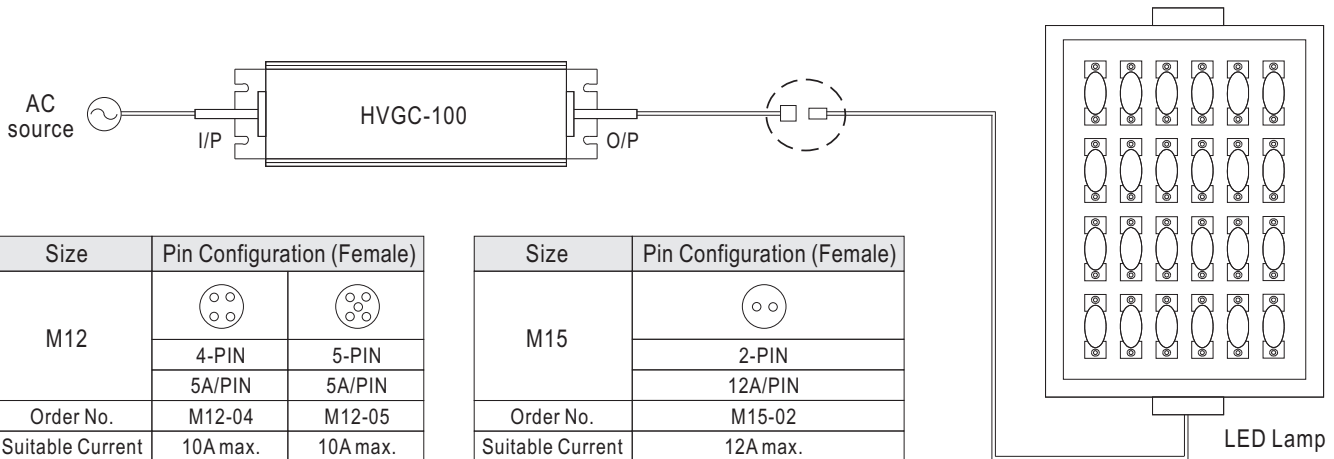
※ 10V PWM signal for output current adjustment (Typical): Frequency range : 100Hz ~ 3KHz

Duty value	10%	20%	30%	40%	50%	60%	70%	80%	90%	100%	OPEN
Percentage of rated current	10%	20%	30%	40%	50%	60%	70%	80%	90%	100%	102%~108%

WATERPROOF CONNECTION

◎ Waterproof connector

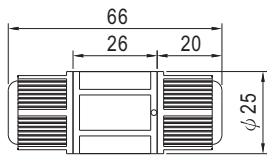
Waterproof connector can be assembled on the output cable of HVGC-100 to operate in dry/wet/damp or outdoor environment.



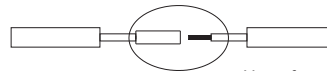
Size	Pin Configuration (Female)	
M12		
	4-PIN	5-PIN
	5A/PIN	5A/PIN
Order No.	M12-04	M12-05
Suitable Current	10A max.	10A max.

Size	Pin Configuration (Female)
M15	
	2-PIN
	12A/PIN
Order No.	M15-02
Suitable Current	12A max.

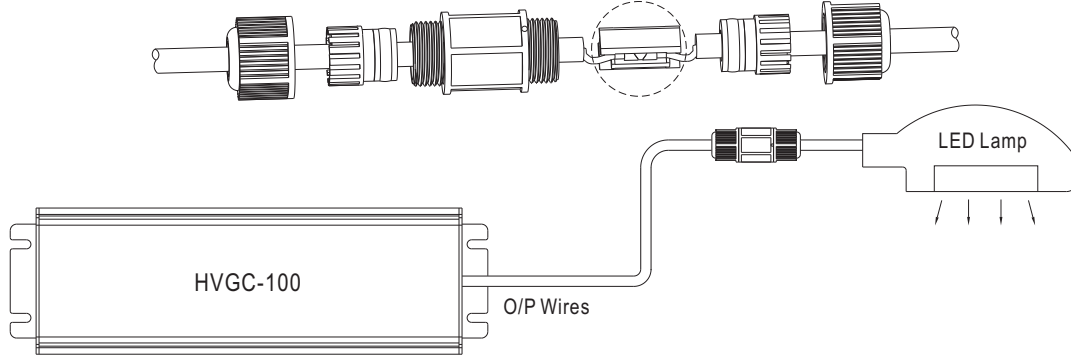
◎ Cable Joiner



CJ04-1 suitable for 14AWG~16AWG
 CJ04-2 suitable for 18AWG~22AWG

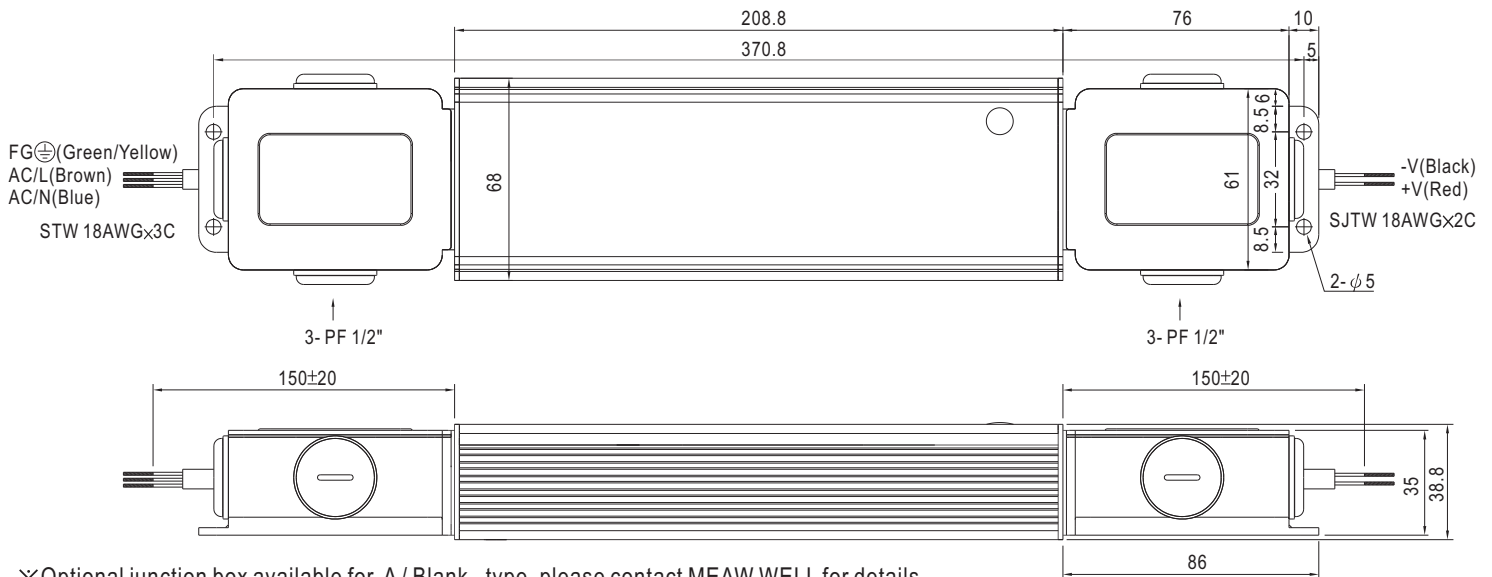


Up to four wires can be connected through this cable joiner by soldering or clamping by tools.



※CJ04 cable joiner can be purchased independently for user's own assembly.
 MEAN WELL order No. : CJ04-1, CJ04-2.

◎ Junction Box(Optional)



※Optional junction box available for A / Blank - type, please contact MEAN WELL for details.